



Moo Cow Diarrhoea Tasting Club MAGAZINE! (December 2017)

Featuring:

Jordan destroys his washing machine

FailsInGermany goes to London

Ben goes to Rome

From Vancity Elevators:

- Double decker bus #translinktomorrow
- #reindeerbus

moocow.uk.to

Fermator doors and Wittur doors

This months page is shared between two different lift companies, Fermator and Wittur.

These two companies produce the cheapest nastiest lift doors you could imaged. Wittur make cheap nasty rubbish with door motors that squeal in horrid ways, and the door mechanisms are not reliable. Fermator also make cheap rubbish. There doors are also very poorly built and do not work very well.

Despite how cheaply made these doors are, as well as generic companies, a lot of major lift companies use them. Orona, Schindler, Otis generic brands, and Kone use them on their lifts (although Kone use the top of the range Wittur door which is better built), it is shocking how major lift manufactures don't seem to be able to produce their own doors these days. Doors always seem to be the number one thing to go wrong on lifts, which makes it even more important for lift companies to not cheapen out on the doors they use. But cheap seems to be the most important thing nowadays.

The worst thing about Fermator and Wittur is as well as jamming up regularly, these doors have caused us injuries on multiple occasions. These doors are made of very thin sheet metal which causes the edge of the metal to be razor sharp. Holding on to these doors is like holding onto the blade of a knife. The end of the door, where the door closes, is bent around so that most people won't touch it, but anyone who sticks their fingers in between the outer and inner doors while getting in the lift could cut their fingers.

When going on top these lifts, you will often be holding the doors, and several times we have cut out hands on them, and the cut is like a blade cut which causes a lot of blood and takes longer to heal than a regular cut.


Below: Multiple cuts from a door on an Orona (notice my index and little finger). Right: FailsInGermany injures his finger just from touching a wittur door.



PINK HORSEY AND UNICORN GUY'S PAGE

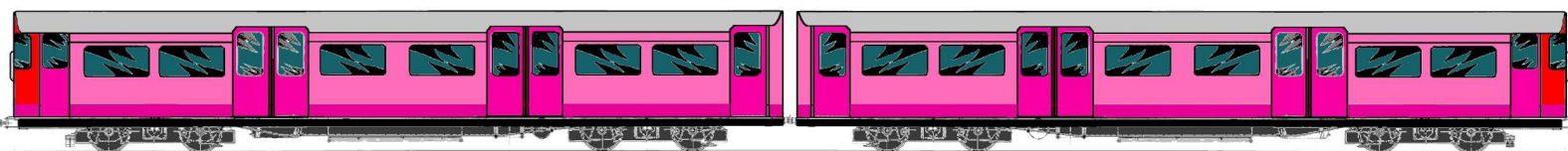
This month, Unicorn Guy has made a recent investment in buying some used trains from the London underground from a very dodgy rusty snail hanging around in the bottom of the stairwell of their car park. He wanted to go to the upper levels but can't as he's a snail and the lifts were out of service as grey horsey, the homeless horse was sleeping on top of one of them and the other one was used as a vertical mobile storage room for Pink Horsey and Unicorn Guy's sweets, and was left on inspection. The snail was selling cheap used london underground trains for only £20,000 each. He seemed to want to get rid of them very quickly but no one questioned him. Pink Horsey and Unicorn Guy bought two driving motor carriages of 1967 stock off of the snail with his mums credit card. She was £500,000 in debt now, but she didn't have a clue why, but of course this didn't bother Unicorn Guy. Her bank was going to send bailiffs around to her house, but when they looked at what the money was spent (this included two buses, and £40,000 to some snail!) on they assumed it was a banking error and they wrote off her debt. Unicorn Guy had the train carriages delivered to his car park. The trains came at 3am on a sunday night and were lifted onto the top floor of the car park by a crane.

The next day Pink Horsey and Unicorn Guy came to their car park to see the trains. The first and most important thing was them painting the two cabs luminous pink. After a week the chavs had noticed the train and had grafited it. Then Unicorn Guy realised he had made a mistake having the trains crane lifted onto the car park.




Unicorn Guy wanted to run the underground trains but he had overlooked the complications involved such as needing track and electricity. Unicorn Guy went to the long's tunnels in his town Mythway. These tunnels run all under the town and under the Hexagon shopping centre and to Hemster valley shopping centre. Unicorn Guy noticed that an entrance into the tunnels had been smashed open by chavs. While exploring the tunnels Unicorn Guy realised that they would make a great location to run his underground trains, all he would have to do is get track laid, then get the track electrified with 700 volts DC, then he would have to get the trains into the tunnels somehow. It would totally not be an impossible task. Unicorn Guy went back to his car park as he was worried that the chavs were going to smash a window on his train. He got back to find that the police were there and had put police tape around his train. They were wondering how the train had got there.

To be continued.....



JORDAN'S PAGE

WHAT TO DO WITH YOUR OLD WASHING MACHINE



Do you have an old washing machine? Don't just throw it away, have some fun with it. For example you could do washing machine vs bricks which will smash the machine up internally when you power the motor up because the load will be unbalanced. Also if the motor is still in good shape after your fun experiments you can have fun powering it up or making cool things.

Another experiment you could try is filling the drum to the top with water and making the machine spin. If you want to make it more exciting you could put bricks in with the water or you could smash the glass on the door while its spinning and watch the water splash and spill out violently



THE BACKSTORY BEHIND


WHY THE WASHER WAS THROWN OUT ANYWAY

Ok so the washing machine featured in my washing machine destruction videos was a 2 year old hotpoint machine. Something set on fire inside it which caused us to lose trust in the machine. So I decided to end its life the fun way by wiring the mains directly to the motor and putting bricks in the drum. After the final video The washing machine was further destroyed and taken in a large car to a household waste facility that deals with appliances like washing machine etc.


FAILS IN GERMANY'S PAGES

THIS MONTH: LIFT ADVENTURE IN LONDON!

This month i went all the way to England to meet Ben and luke, and of course to see London's best lifts!



My absolute favorite is this totally Awesome 3 m/s Mitsubishi. Everything about this lift is so good. It accelerates and deaccelerates so quick. It pre-doors And is fully intelligent. This lift is the best.



Every single modern tower block lift Has a orange/blue motor and a blind VF. Even tho some of the lifts had a shaft encoder, It still leveled like a blind one, You can't compare Tower block lifts in England to tower block lifts in Germany.

Hi there, remote monitoring system! In fact, most of these monitoring devices were not working.



ILE Skycomms logic, EVERYWHERE!


"Supply low/lost"

"Supply restored"

"Supply low/lost"

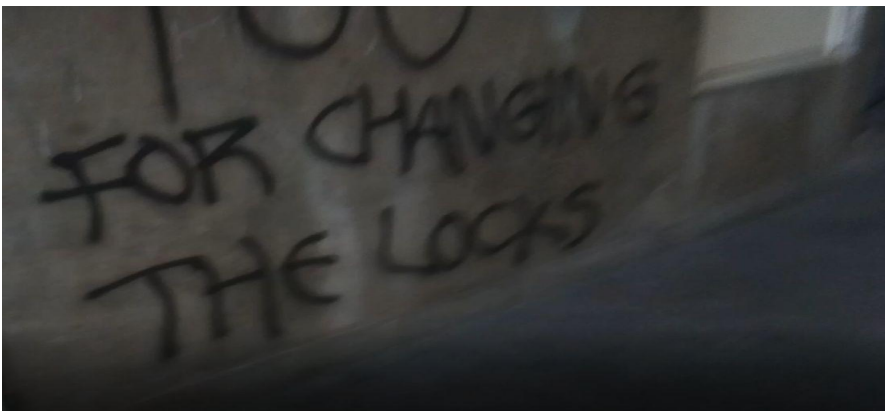
"Supply restored"

Either there was someone else messing about with these lifts or there were two power cuts.



Hello everyone, i am on the roof of this tower!

We had a lot of fun
at deep deep car park!




Someone in this tower was not happy about the locks being changed...

Really nice Mitsubishi MRL, and despite being an MRL, this lift does not actually have a logic cabinet, the logic is on top of the lift and you can freefall it by turning a key, very weird.



On top a lift modernised with Otis belt cables.

And of course we had to go to the singing lift...



This ecodisc has already done 10.000 trips and the logic is locked down, so we couldn't get into the menus - GRR


ALEX BACKCHAT LIFTS

Stannah

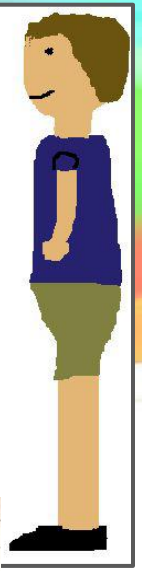
Hello there! My name is Alex Backchat and this is channel about lifts. **We used to make good lifts.** [Click here to view my channel](#) I love visiting new places and finding new interesting lifts. So far when writing this I have recorded 2 lifts and I am planning to record more. I hope you will enjoy my content and will look towards my main channel. My channel is fairly new so any feedback and improvement suggestions will be appreciated.



I am also the proud owner of the Moo Cow's official pet, Dorito! (He was named after he ate some doritos on my desk...) There are some photos of him below



TOBIAS' PAGE



I'm Tobias from New York.
I love tracking oddities on the subway.

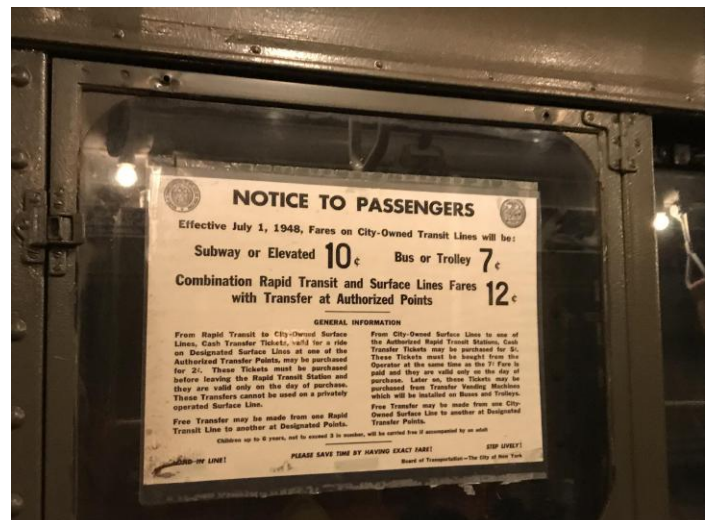

Breaking out an iPad in an airport.



Yellow D Train.
Supposed to be Orange



Gas in the US.
per Gallon.
Thanks to terrible
Trump



Poster from 1948. If only fares were still
this cheap.

VANCITY ELEVATORS



Happy Holidays everyone!

One of the buses in Vancouver has gotten on a makeover for the holidays.

Say hello to the #reindeerbus, a 2009 NovaBus LFS #9543 being used for this special occasion.

The #reindeerbus will operate until Christmas Eve, and yes the bus is trackable online!

Track this bus at: <https://tcomm.bustrainferry.com/mobile/bus?busId=9543>

Introducing...

DOUBLE DECKERS TO VANCOUVER!



The South Coast British Columbia Transportation Authority, operated as TransLink, along with the contact operator, Coast Mountain Bus Company has announced that Alexander Dennis Limited has supplied two Enviro500 double decker buses for demonstration purposes with TransLink as well with Coast Mountain Bus Company.


Both double deckers (units #1008-1009) were manufactured in 2014, and they have demonstrated in other cities across Canada, United States, and also Germany.

Both buses feature a Cummins ISX12 engine, and an Allison B500R transmission.

A video of the decker can be viewed here:


<https://www.youtube.com/watch?v=kOwpWp9NNuw>

BEN'S PAGES




I have done lots things this month.
I have been on a cheap flight
adventure to Rome in Italy and
Vatican city in Vatican city. The
video of this will be uploaded soon.

Also I released a video each day as
an advent calender of the JU mode
adventure in Germany.



EXPLORING NESTLE TOWER



The Nestle tower in Croydon has been abandoned for a few years now. There is security on site and there are rumors about security here being very nasty if they catch people inside the tower.



I must have been here at least 10 times before I found the way in. The way in is in plain sight but you would never think it was a way in. Security do not have a clue how people have got in their tower. I have seen they running in the tower when they think someone is in there.

All of the floors in Nestle tower have been stripped. The lifts have been removed, which is very disappointing.



It was nice to get up the top of the tower while it was still light. Sadly the roof of the tower is locked.

When I went in there were two other people trying to get in the tower, so we teamed up and went in.

We were very close to getting caught by security.



ROME'S NARROW GAUGE RAILWAY

This has to be one of the most unexpected surprises I have come across on my cheap flight adventures. Rome has a narrow gauge railway. The trains are very old and completely awesome.



I would never have thought that Rome would have a railway like this. It is very unusual. I have never seen anything like it.

This railway does not connect up with any of the other railways or metro in Rome very well. It seems to be a surviving piece of history from the past. It has so much character to it.



ROME'S EPIC CREEPY RAILWAY



When I went to Rome I never thought I was going to see anything like this. This railway is so old fashioned and interesting.

The railways in Rome were such an awesome surprise. This railway looks like it is from the East, not Italy! It has so much character, and is by far the most interesting thing in the whole of Rome.





Notice how big these trains are. They are very heavy duty and well built. Also notice the steps up on the train that fold out.



This line has two underground stations. Both have a very creepy feel to them.



The terminus station is very weird. It feels far to small to be a terminus. The whole look and feel to this station is fascinating and is so different from anything else I have ever seen.

The trains are very old, and have DC motors with resistor start. They have very good acceleration. You can feel a holt as each resistor kicks in on each motor stage. There are about 10 motor stages finishing with resistors bypassed at about 25 mph.



The interiors of the trains feel very different to the friendly trains that I am used to back in England.



These trains are very old and clunky. They have pre-doors (although the doors don't open until the stairs have folded down, so you won't notice the pre-doors). And they also have pre-start, although this is probably unofficial! The drivers often release the brake and the train starts rolling before the doors have closed.



I took a lot of photos of this railway to try to get the feel of exactly how different



This railway has many request stops where you have to ring a bell to make the train stop at the next station.

The trains mainly just run within the suburban area of Rome, but there are some trains that go a long distance out.




I went on these trains many times because they are so fun. On one train one of the doors was not closing properly. There were two drivers in the cab, and one had to get out and kick it. Then the other driver would start the train before the first driver had entered the cab causing him to have to jump as the train started moving.

These trains are too good!




WEIRD CHEAP LIFTS



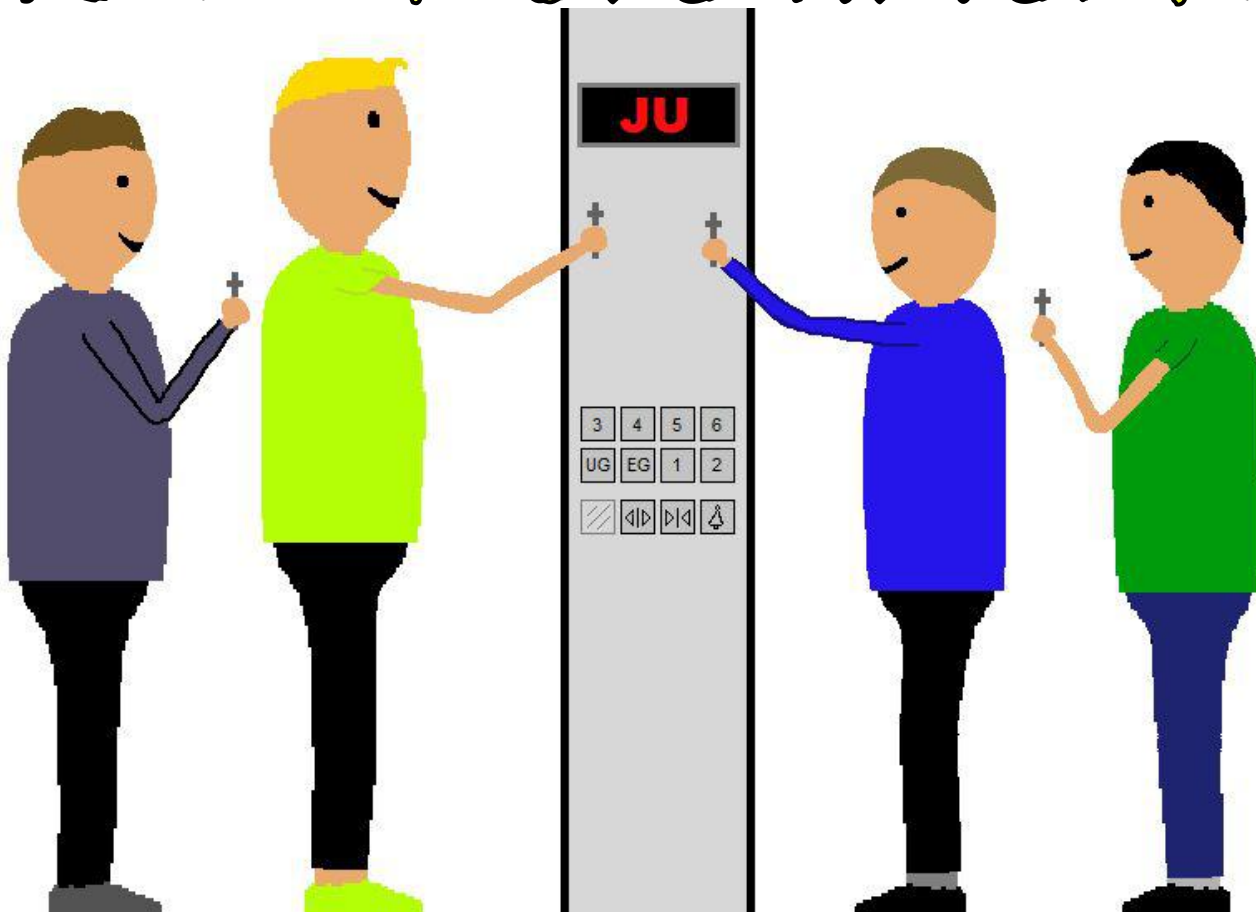
We found some weird cheap lifts in a building, all of the lifts were different models of lifts, and we had not seen any of them before. This one has a lift triangle key as their logo. This is such a weird logo.

One of the lifts used an Arm Mbed as its logic system. What are we going to find next, an Arduino powered lift!




Surprisingly, this lift actually had a chassis. The lift itself looked very cheap.

EPIC TV MODE ADVENTURE



This year I did an advent calendar of my latest adventures in Germany. Each day I released a video of our JU mode adventure.

We got to loads of secret floors in lifts and explored loads of spooky basements.



We went on top loads of lifts. Most of the adventure was in Germany, but the last few parts were in London when FailsInGermany came to England.

And as it is the JU mode adventure, loads of lifts went into JU mode!




We got on the roofs of loads of buildings

We had a lot of fun



EXPLORING CENTRALE CROYDON




We went exploring the service passages at the Centrale shopping center in Croydon.


The service lift has the floor numbering wrong. 1 is UM, 0 is NE, -1 is LM and -2 is TR.

There are loads of holes in the roof of the lift shaft of the Otis service lift.

Also the generic lift has now been replaced with an Ecodisc.







THE END