


**Moo Cow Diarrhoea
Tasting Club MAGAZINE!
(SEPTEMBER 2019)**

URBEXLIFTS

Sunset roof climb



Here is a building I wanted to climb for ages. It looks like it is semi abandoned from the inside. There are a few shops still operating in it and concierge at the offices entrance




Let's climb the new spire



Climbing one of the old spires



I thought this police is for me but he was not looking at the roof



URBEXLIFTS EXTREME FUN TIME!!!

Driving maintenance trolleys on top a shopping center

Layout of the roof (here is my best attempt at editing 3 pictures together)



There are 6 trolleys in total. Each glass section has its own inside and outside trolley. I managed to drive 4 of these. Let's first take a look at the right side section!


Driving the outside trolley



Inside (door was locked)



Here is the trolley of the left side section but the windows are open so I have to be careful with driving this. The one inside is locked again.



...And the windows automatically closed when I started driving and reopened when I switched it off

Here is the middle section but sadly I can't stand on top when it's driving because I had to hold the button. I did not manage to figure out where these trolleys are getting power from



URBEXLIFTS EXTREME FUN TIME!!!


Driving maintenance trolleys on top a shopping center

And now this window magically opens...


YESSS! I managed to climb inside!



So it's time to have fun driving!



I stayed in the window zone in case power goes out so I don't get stuck. Sadly these trolleys are very slow but still fun because luckily not a single person noticed me from down there



ADAPT MOTION



GT8SU running from Düsseldorf Vennhauser Allee to Neuss Hbf



ADAPT MOTION



It can accelerate really fast and the inner cab lights dim a bit when it goes full power on start. It is a really nice tram. It has a underground section thats why its called "Stadtbahn" in germany.

It uses LZB which is a little Metal Wire in the middle of the tracks to tell the tram the current speed, next speed limit, next signal and so on. This makes the tram almost completely autonomous in terms of driving, the driver still has to open/close the doors. He can obviously intervene for safety measures, but other then that the tram is autonomous in the underground sections. LZB doesn't work on the overground as this system is not intended for that usage



4 Paternosters in Düsseldorf.
Only 2 of them were working as the other ones were disabled.

Employees noticed us but they just told us to get off and only take a couple of pictures if we wanted as paternosters are only intended for people who have a permit to ride them.

Baran's Pages

Contact me - baran@baranonen.com


Lifts of Malls in Levent, İstanbul - Part 1, Metrocity

There are 3 malls (Metrocity, ÖzdilekPark, Kanyon) and they are connected to each other with tunnels. Also, the tunnels connect these malls to Levent Station of M2 and M6 Metro lines.



Metrocity Mall

Images are from Google Street View



ÖzdilekPark on the left, Kanyon on the right

Metrocity opened in 2003 and it's one of the oldest malls in İstanbul

Let's take a look at the lifts here

There is a set of 3 ThyssenKrupps with Step Modul Fixtures



Baran's Pages



It's the first time that I'm seeing a stop button / switch in a shopping mall lift.

Also, the font they used in the plates do not include Turkish characters. Here are the corrected ones:

Kisi → Kişi
ZILI → ZİLİ
SALTERİ → ŞALTERİ



This lift has a blue safety sticker on it. I wonder what's the reason for it.

(In Turkey, green means completely safe, blue means it has some problems but it's not important for safety, yellow means it has some important problems and red means it's not safe to ride the lift)


Handrails of the escalators were in a very bad condition but sadly I forgot to take pictures of them.

Final Words

This was my first article in this magazine and I hope you liked it. In the following issues, I'll be showing you the lifts in ÖzdilekPark and Kanyon shopping malls.

If you have any questions, don't hesitate to contact me from baran@baranonen.com

BEN'S PAGES





CHEAP FLIGHT ADVENTURE TO TENERIFE




Here are some pictures from my recent trip to Tenerife.
We went in almost every hotel in the south of Tenerife.
There were nice pools and epic glass lifts to surf.











THE END