

MOO COW DIARRHOEA TASTING CLUB!!! MAGAZINE!!!



MOO COW DIARRHOEA TASTING CLUB MAGAZINE (April 2017)

- Adam falls through a motor room hatch
- Dennis the Drugs Dog
- Vancity Elevators goes to Hong Kong and China
- Jordan lies in ecodisc pit and the lift comes down
- Ben goes to Germany more times than anyone else can count



Pickerings Lifts - 160 years

This page was originally written by Ish Buckingham, but we have corrected it so that it tells the truth. Images are from the Elevation magazine and have been used under fair use.

Pickerings have "served the lift industry" for 160 years. Such a shame that they have now turned into generic shit just like almost every other lift company. They used to be a major manufacturer of lifts producing heavy duty well built goods lifts in the 1960s. They also built awesome tiny little home lifts which did not have inner doors and were single speed. These lifts were unique to Pickering's and had such character to them that no modern lift could have. If you could call a lift cute, then these are the cutest lifts ever built.

In the 1980s Pickerings started to go downhill, although their lifts were still well built, it was not until the 1990s when they completely lost the plot. They stopped manufacturing and started installing cheap shit slow hydraulics from China. Pickerings, just like the other small companies lost all their uniqueness and turned into a bog standard company.



Pickerings are very keen to talk about their history, but this does not represent the modern day state of the company. Gone are the days of manufacturing. They just buy in cheap parts and assemble generic lifts. The photo on the right of their offices looks ever so uninspiring. It is uncommon to see a modern day Pickerings lifts. I rarely see them, is this a sign of how much business the company is receiving? I know of far more awesome 60s ones than new ones. Sadly the 60s ones are slowing being replaced with dull generics. Nevertheless, when I find a 60s Pickerings I am always really happy and enjoy riding in it. If I am able to surf it then that is even better. 1960s Pickerings are by far the best.





NEIGHBOURHOOD WATCH



Nasty Cunt saw Ben using his drop key and just had to get involved. He assaulted Ben and caused a lot of drama before eventually backing off.



Cuntsierge saw us trying to get into his brand new tower and he was not happy. He was very unprofessional and told us to 'fuck off'. So we took a picture of him and left. He did not appreciate being on camera despite telling us that we were on his security cameras.




Mr. Your Trousers Are Falling Down is roaming around croydon again looking for little children to mug and steal their phones.

MR. DICKHEAD



Mr Dickhead is roaming around croydon yet again despite having 3 ASBOs and a curfew meaning he can't go into croydon, but he doesn't give a shit. This time he is looking for people to taunt. He came across ben jumping over a fence and he started shouting 'I hope you fall and break your fucking neck' We laughed at him and he walked away. Lets hope he falls and breaks his fucking neck.

MR. NOSEY



Nosey Cunt is a busy body who likes to snoop into people's lives 24/7. He saw Adam and Ben taking some chairs that had been fly tipped to use on our tram. He got very angry and took our chairs and phoned the police.




Mr suspicious was hanging around the abandoned offices at Stonebridge park. When he saw us watching him he got angry and took pictures of us, so we took pictures back. His high vis said "Highways agency" but he was acting very odd. A hire van and an unmarked van turned up. Something was not right about this. The way he was behaving was very out of character for a highways worker. We think they were either stealing metal, or it was a drugs meetup. Perhaps they were smuggling in illegal immigrants.

MOO COW WORLD RECORDS

- Ben and CityPlanner - Surfed 25 lifts in a day
- Ben - Went to germany too many times
- Vancity Elevators - Rode a high speed train that went at 431 km/h
- Ben - Surfed a 6 m/s Schindler in Berlin
- Adam - Pissed off the most chavs in a day
- Ben and ExpressWolf - Caught by security/police 5 times in one day
- Cam - Posted the most creepy pictures to the hangouts group in a month
- Adam - Ate the most slices of pizza on top of a lift




PINK HORSEY AND UNICORN GUY'S PAGE



Pink Horsey and Unicorn Guy sold their pink Enviro 200 Campervan to buy the all new Enviro 200 campervan, and once again they chose a bright shade of pink. Pink horsey was very keen to drive the new enviro as he loved the updated styling, but Unicorn Guy insisted that he should drive as Horses should not be allowed to drive buses.


Pink horsey was annoyed and said that he did not know how Unicorn guy even had a driving licence since he is only 12 years old. To that Unicorn guy said that a fake driving licence is better than none at all. When driving their new campervan bus they were very unimpressed with the very slow performance. Their 6 speed Allison Euro 5 Enviro 200 that they just sold had fast acceleration and a top speed of 60 mph. The new Euro 6 Enviro only went 45 mph and had the new 6th generation Voith that had all its gears early which means it has a reduced top speed. They both regretted spending £115,000 on their new bus. While going along in their new bus they saw a car park. "Let's go check out the lift!" said Pink Horsey. They parked the bus in the middle of the roundabout and went to check out the lift. They went into the car park and found that the lift was a generic Thames Valley MRL.

After managing to open up the logic cabinet, Unicorn Guy pulled on the brake release handle and the lift went flying upwards. The lift was so cheap that the governor did not work. The lift was only meant to go 1 m/s, but Unicorn Guy managed to get the lift up to 3 m/s just before it crashed into the ceiling making an almighty bang and crushing the metalwork of the roof of the car. What he did not realise was that there was a passenger inside the lift who screamed as the lift crashed. Pink Horsey and Unicorn guy ran back to their bus and drove away like nothing ever happened.



JORDAN'S PAGES

LAYING UNDERNEATH A ECODISC



I decided to level up abit and lay under a kone ecodisc while it was still on **NORMAL**. This was very dangerous here are some examples of what could have gone wrong::

- Lift overruns and I remain trapped under the lift
- Lift breaks down.
- If laying in the wrong position injury could have occurred

VIDEOS TO BE RELEASED MORE OFTEN

I have got a massive backlog of videos from 2016. This is because i tend to stick to a release a video every 2 weeks theme. A typical lift adventure contains 10 or more lifts and because of my release a video every 2 weeks trate I am going to be doing a mass release of videos over april and may.

Kone ecodisc logic experimentation

I have been experimenting with lots of parameters with kone lifts and I have found out lots of information and I have also found some unusual and bizarre modes and settings that do weird things. I will not go into detail though as I do not want people changing parameters on lifts. I have also found a audio in or out port on the kone voice unit.

THE HAPPY ECODISC



It turns out that I have been upgraded from a 1m/s 2nd gen ecodisc to a 1.75 m/s 4th gen ecodisc. I am so happy that I did not get turned into a kleeman :D. I feel so refreshed now that I have been upgraded and I also feel like I have got more energy. I run very smoothly now but I do still sometimes get a bit mischievous and trap people by not opening my doors and going up and down for 10 minutes without opening the doors. I can also crash into my buffers with passengers in the lift. Anyway this is the last update of the upset ecodisc/happy ecodisc. :D

THE UNIMPRESSED SCHINDLER



Hello, I am a schindler 3300. The reason I am so unimpressed is because I feel like I am fall to pieces everytime I move especially when I have to do an emergency stop. My belt cables which my mother copied of otis are just zip tied to my beautiful guide rails. I really feel that one day my floor is going to fall in or my zip ties holding my cables up are going to break. I genuinely feel like I am going to fall to pieces. I have tried many times to turn myself off but I just cannot turn off. Anyway I am going to go now and sulk.




THE FUCKED OFF BENO CAMERA

I am so pissed off at the fact that all I ever get to see is lift shafts, busses and trains etc. All I am interested in fucking seeing is air vents but no I am unlucky so I don't get to see them magnificent air vents. Anyway I am going to join the schindler and sulk oh wait I cannot as I cannot move. ERRRRRRRRRRRRRRRRR!


ADAM'S PAGES

The abandoned office buildings in Croydon had PIR sensors put all over it with cameras and an alarm. So here are some last pictures. But we will probably still continue to go there anyway since we are not committing a crime.







Luckily for us the remote control station for the alarms used a key we had for the off switch! We disabled the alarm and managed to explore the building without the alarm going off!!



While we're in
croydon lets go to
the abandoned car
park too





And heres ben messing around with the crazy transport

~~national express~~

SHIT

Me and ben went to coventry on the national express because we still can't afford train tickets. The website made it sound a lot better than megabus but everything was incorrect!



About our coaches

Fast facts about the many benefits of travelling onboard our modern fleet of Caetano Levante coaches.

Wrong it was a VanHool Acron



Gear Box: Our automatic ZF 6HP602C gear box is durable and very efficient; helping to bring you a smoother journey.

Wrong AS Tronics aren't durable, efficient or smooth



Gear Box: Seats: There are up to 49 high-quality Fainsa Gala seats in each one of our coaches. A guarantee of comfort every time you travel.

Wrong it had Vanhool shit seats



Chassis: The Scania K 340 chassis is durable and well-proven, and it is a much-recognised piece of engineering on the UK's roads.

Wrong it was integral and its not 'much recognised'



Axles: The two axles on this coach are made of stern stuff indeed. The front axle is called upon to carry up to 7,500kg, and the rear carries up to 12,000kg.

Wrong it had 3 axles

Also the website said the coaches had a big toilet and power sockets. There were no power sockets and the toilet was broken.



The route we went on was sub contracted to a company which I happen to hate a lot. It is well known round my area for being shitty and dangerous. Well they haven't changed one bit

At least the dangerous driving made it very express - We got there 30 minutes early both there and back!

The Adventures Of DENNIS THE DRUGS DOG




Dennis is a dog that lives in an abandoned car park. He had been ripped open in many places. This was not an accident. Someone had ripped him open to get at what was hidden inside him. Probably cocaine. But he didnt feel any pain because of how many drugs he had taken. Dennis was bored he needed money. There was some spare wood in his car park, so he tried to build a tram and make his own tram service.



Dennis the drugs dog's car park home still had power turned on to the sockets. He went off to the hardware store one day and stole a drill and screws. There was wood lying around in the car park from when fly tippers and chavs dumped it there. Dennis used them to build his tram.



DENNIS BUILDS HIS TRAM



The wheels were the hardest part. Dennis had to align them perfectly to standard gauge (1435mm).



In the car park there was a lot of wood and metal bits lying around. Dennis used them to make the chassis of the tram.



In between building the tram Dennis took more cocaine and heroin. He took loads of drugs for breakfast lunch and dinner, all day every day.

Dennis was looking forward to scamming people out of loads of money for his completely authentic tram service.

DENNIS FINISHES HIS TRAM



The chassis is finished!!

All he need to do was find a seat and then he could push it around the tracks. Dennis had gone on gumtree and found a free sofa but when he went to collect it he couldn't see it anywhere and the person's phone was off. So he went to the abandoned building round the corner from the car park where all of his fellow drugs dogs lived and he found some seats! but an alarm went off so he had to leave the seats there or the police would find him. After that it was dark so he stopped doing work and went back to his car park.

Oh well Dennis couldn't finish the tram so he shoved it on top of an abandoned lift so he could finish it later on without the chavs trashing it before it was even built.

DENNIS TRIES TO RUN HIS TRAM

It was easter sunday. There were engineering works on the tram network so there were no trams running around the centre of croydon. It was the perfect time for dennis to run his new tram around.



Dennis started off optimistic. It worked fine and went along well. He got it under the car park barrier and started pushing it towards the tram tracks so he could make his tram service.

But unfortunately the road was too bumpy and Dennis hadn't screwed the wheels on enough. The tram had failed. Two of the wheels had come off. It wouldn't go anywhere and Dennis was too tired to carry it to the tram. It had broke down before it even reached any tram tracks!



DENNIS GETS CRIPPLING DEPRESSION



The tram was a complete fail. Dennis had severe depression now. He had no more drugs inside of him and now his new tram had messed up. Dennis was very sad and he wanted to kill himself.

After being stuffed full of drugs for ages, then having all the drugs removed, he had a massive withdrawal symptoms which made him depressed. Plus the failed tram made his crippling depression even worse. He decided to go and jump of a bridge in front of a train



Dennis mis judged the jump and landed in the empty pantograph compartment on top an electrostar. He is now Dennis the train surfing dog. His new hobby has cured him of his depression, so this story has a happy ending. Sadly Dennis is still addicted to drugs so that part isn't very happy.

Vancity Elevators

For this month, I will be talking about my trip to China and Hong Kong.

DAY 1 (Guangzhou and Dongguan)

I took China Southern from Vancouver, Canada to Guangzhou, China. It took me 13 hours to get there. The seats were okay, and had plenty of legroom. Another benefit is that the cabin was brand new since the plane was built last year. The only problem I had to deal with is this stupid rule. The airline has a rule where passengers are not allowed to use their phones for the entire flight. After arriving in Guangzhou, I had to take a bus to customs because some parts of the airport were closed for renovations. Customs was FUCKING LONG (1 HOUR AT LEAST) until an hour later, they got more officers to make the line shorter. Way to go China Immigration Inspection! I get to Dongguan an hour later, and I was very tired.

DAY 2 (Dongguan)


The day starts by having a nice cup of hot chocolate, and also me jogging at a nearby park. I had to be accompanied by a follower because my mom can't trust me on my own. I took the subway, and there was a cunt saying no photos but I took photos anyway. I rode some lifts there, but too bad I didn't find any old lifts, even though the city looked old. I then explored a very grotty shoe factory, which is owned by a friend that my follower knows. There was an old dumbwaiter I found, and I almost got to surf it but my follower saw me what I was doing. GRRR

DAY 3 (Hong Kong)

The day starts by riding on my mom's friend car, who drove me and my mom to the border. We had to park the car somewhere because Hong Kong doesn't allow cars from China unless the person has special reasons to drive it into Hong Kong. We went through customs twice (one for leaving China, and one for arriving in Hong Kong), then took a shuttle bus to Tsim Sha Tsui (where I was staying). So far, I found some awesome Toshiba's but they were so busy.

DAY 4 (Hong Kong, and Dongguan)

The day starts with shitty weather, and me having cup noodles. I found some awesome old 1960's schindlers, and some had pop-out buttons. YES!!! I went on the Star Ferry from Tsim Sha Tsui to Central, and boy it was very windy because of the bad weather but luckily the ride was only 10 minutes long. Then I took a restored vintage tram up a mountain to a peak, where I had lunch. Back down the mountain, I rode Hong Kong's MTR subway. The M-stock trains built by Metro Cammell had an awesome motor but it is hard to hear since that line I went on is usually very busy, and plus the A/C is normally set to full blast. I then visited Mong Kok, before I head back to Dongguan via Shenzhen. MTR's East Rail Line had some old Metro Cammell trains which are set to retire next year, so I had to ride it. (CONTINUED NEXT PAGE)



At Shenzhen, I boarded China's fastest train (almost), which is called the CRH. I got the older stock, which are slower than the new ones. The top speed of the old stocks is 250 km/h, but it only went at a max speed of 160 km/h on my trip from Shenzhen to Dongguan. So boring!!! I then head for the subway to city centre since Dongguan CRH station is very far from the city.

DAY 5 (Dongguan)

The day starts by going to McDonald's having a McNuggets meal. Then I roofed a shopping center, just to only spot someone working on the roof. I also found the operation panel for the lifts on the roof level to be opened. Pretty much the whole day was me spending hours to find lifts in Dongguan.

DAY 6 (Dongguan)

A day of rest. Only walked with my family.

DAY 7 (Guangzhou)

First of all, I would like to credit Cam Berry for saying happy birthday. Went to Guangzhou using CRH from Dongguan. Only filmed one lift because my family wanted to see all the touristy stuff in Guangzhou.

DAY 8 (Dongguan/Guangzhou to Shanghai)

The day starts by going to a bus terminal, to get a ticket for a bus to Guangzhou airport. Me and my family would explore Dongguan one last time before it was time to leave. The bus ride was alright I guess, but when I reached the airport, there was a thunderstorm, and many flights were cancelled. Luckily, my flight to Shanghai on China Southern Airlines was not cancelled, but it was delayed half an hour due to traffic. The flight was only around 1 hour and 35 minutes long before arriving at Shanghai Hongqiao Airport. My family gets a taxi to the place where I would be staying until I head back to Vancouver, and that was pretty much my day.

DAY 9 (Shanghai)

Explored an area near Lujiazui subway station. I rode the world's fastest elevator, which goes at 18m/s both ways to to floor 118 (not the highest floor though). I also explored the area nearby where I was staying, and this is where I got caught for going to a fire exit staircase. I wanted to use a staircase in attempt to roof another mall but this guy started yelling me in Mandarin, and I started bolting out of the mall before he can assault, or call security/police on me. That was very scary.

DAY 10 (Zhouzhuang)

The days starts by hopping on a bus to a ferry terminal, where the ferry took us to Zhouzhuang. Zhouzhuang is a traditional village in China that has been restored completely. There are no lifts in this village that I found which was disappointing. A tour guide told me that if you get caught taking photos such as photographing the inside of a shop, the owner would ask the photographer for money.

DAY 11 (Suzhou)

The day starts by eating breakfast, hopping on Shanghai Metro's Line 13 and Line 1, and hopping on a CRH train to Suzhou which went at mostly 250 to 290 km/h between Shanghai and Suzhou. I went to a museum, which was okay I guess, then I went to explore some building in the city center of Suzhou. That was pretty much it before heading back to Shanghai.

DAY 12 (Shanghai)

Explored an area near Shaanxi South Road subway station.

DAY 13 (Shanghai)

Explored an area located between People's Square and the Huangpu River. This area was very touristy if you are near the river.

DAY 14 (Shanghai)

Explored an area near Xintiandi station since my family wanted to go to a touristy garden.

DAY 15 (Shanghai)

Went to Fudan University in Shanghai, and most of the lifts were crap. That was pretty much it.

DAY 16 (Shanghai to Vancouver)


My family bought so much crap (mostly Chinese food) to bring back to Vancouver, and I had to carry a lot of baggage. We went on the subway until we reached Longyang Road Station, where a Maglev train took us to the airport within 7 minutes. We saved 45 minutes if we stayed on the subway. The Maglev train is the world's fastest train as it goes at a maximum speed of 431 km/h. When we arrived at the airport, check in wasn't that bad, same for customs and security. Me and my family flew with China Eastern Airlines on a Airbus A330-200 to head back. The service is alright, and the flight took 9 hours and 39 minutes. When we arrived, the baggage claim time took very long... which I don't know why. We waited an hour just to get our baggage, which is fucking too long.

This ends my trip to China and Hong Kong. Overall, most of the beginning of this trip was very fun since I got onto a roof, found an opened operation box for a lift, opened up a dumbwaiter, and lots of lift riding and train riding.



BEN'S PAGES

As always I had lots of fun this month surfing lifts. I went on two cheap flight adventures, one to Toulouse in France and one to Berlin in Germany where I surfed a 5.5 m/s Schindler which was absolutely amazing. As well as this I went back to Hamburg to see LiftSurfingGermany again. As well as this I attempted to climb another crane, had pizza on top an ecodisc, reprogrammed some lifts plus so much more that I don't have space to type it all here.




SUPER HIGH SPEED LIFT!

This 5.5 m/s Schindler was by far the fastest lift I have ever surfed. As soon as I felt the speed from inside the lift I knew that I just had to surf it. When looking at lifts in Berlin to go to I didn't really notice the speed from the youtube videos, only when I went in it in real life I suddenly realised that this is the first time a lift of high speed is easily accessible and can be surfed. I was so scared and excited knowing what I was about to do.



You can only go to the top floor if you are not staying at the hotel. Stopping the lift in the right place to get on top was difficult. They accelerate ever so fast. I was so scared when opening up these lifts as anyone could come around the corner at any moment, and I had never attempted a lift so fast before. I kept stopping the lifts in the wrong place, then I suddenly managed to stop one just right and was able to get on top. My heart was pounding ever so fast.



So there I was on top a super high speed lift for the first ever time. Nothing could quite describe the speed that this lift went. Floors whizzed past, there was wind rushing past me as my lift zoomed up and down the shaft. And as well as that it had M series logic with perfect intelligent levelling with fast deceleration.



BEN THE LIFT ENGINEER!



Over the years I have fixed quite a few lifts! Every now and then when I am out places I find lifts with GAL doors where the doors have come out of alignment. I love it when I am able to fix a broken lift that I come across. I am an unofficial lift engineer!!! Last month I fixed 3 lifts, which I am very pleased with. One was a GAL door lift where the doors had become disattached. I pushed on the spring of the door clutch and it popped back into place. Another lift was an awesome Schindler (pictured above) where the door motor seemed a bit loose where it is bolted down and the door belt had gone slack. The door was not always closing the entire way for the safety to connect. After experimenting I found that the more slack the belt is the less the door would close. I also found that the motor could be pushed to the right as it was loose and the belt would go tight and the door would close properly. I managed to wedge the car top light in between the motor and mechanism to hold the motor in place keeping the belt tight and working. I wonder what the next engineer will think of my fix! Another lift I managed to fix was an MRL which had euro doors and the doors were somehow jammed and only opening an inch and getting stuck. I went to the logic cabinet and released the brake, which moves the lift upwards, which allowed the inner and outer doors to become free, and after that the lift worked. I also came across an Otis 2000 that had not been used for so long that the doors had seized up. When I tried to go in it the doors went crazy. Sadly the floors were too far apart for me to get on top and I could not get to the motor room to brake release it up, so annoyingly I was not able to fix this one. Another lift I found also had its inner and outer doors out of alignment, the doors were a GAL type but I am not sure if they were actually GAL as the door clutch didn't appear to be sprung. I tried seeing if I could pop the doors back into position but the outer doors came open so that it was now out of alignment the other way. As the door clutch was not sprung the outer doors would not close back into position. This seems very different to a normal GAL where you can open the outer doors freely when the inner doors are shut. I was going to try turning the door wheels, the one geared closer to the motor would be geared so it had more leverage to pop the doors back into place. GAL doors are designed so they can spring back to place, while euro doors can't do this. These doors seemed similar to GAL but just as I was going to try this security came. I told him I found it like this and was trying to realign the doors, but he got angry. We left the building but security followed us. Even when we had gone some distance and through a car park, when we looked back we could see him standing at a distance following. I felt ever so intimidated. This was very scary. Nevertheless I will not let this one time put me off fixing lifts that I find that have detached doors. I am saving building owners money as they don't have to call out engineers. Surely even Ish Buckenham would be happy with me helping out when I can, except he probably isn't as I am taking away trade from his generic companies every time that I fix a lift!


CRANE CLIMB FAIL!




OOOH look a crane - Let's climb it!!! This crane is at Blackwall right in front of the station. There is loads of people about even at night. It is very busy. People are leaving the station all the time, and as well as that there is an end of a bus route right in front of the station. From the station we looked at the building site and assessed the least risky route to the crane. At the front of this view of the site there is a foot tunnel which makes climbing the fence impossible. At the left of the site there is a main road and everyone would see us climbing the fence. At the far right of the site is the building site huts which have PIRs and cameras. So the best way in is at the front left of the site right in front of the station and the bus terminus. There is a street box we can use to climb the fence but there is never a time when there is completely no people and there is never a time when there is no bus pulled up.

We have to work out the least risky time to climb the fence when there is the fewest people about. We have to choose it to be the time when the only people about are either not looking and look like the sort of people who would not phone the police. The other problem is there is at least one bus driver about and we just have to hope he wouldn't report us.





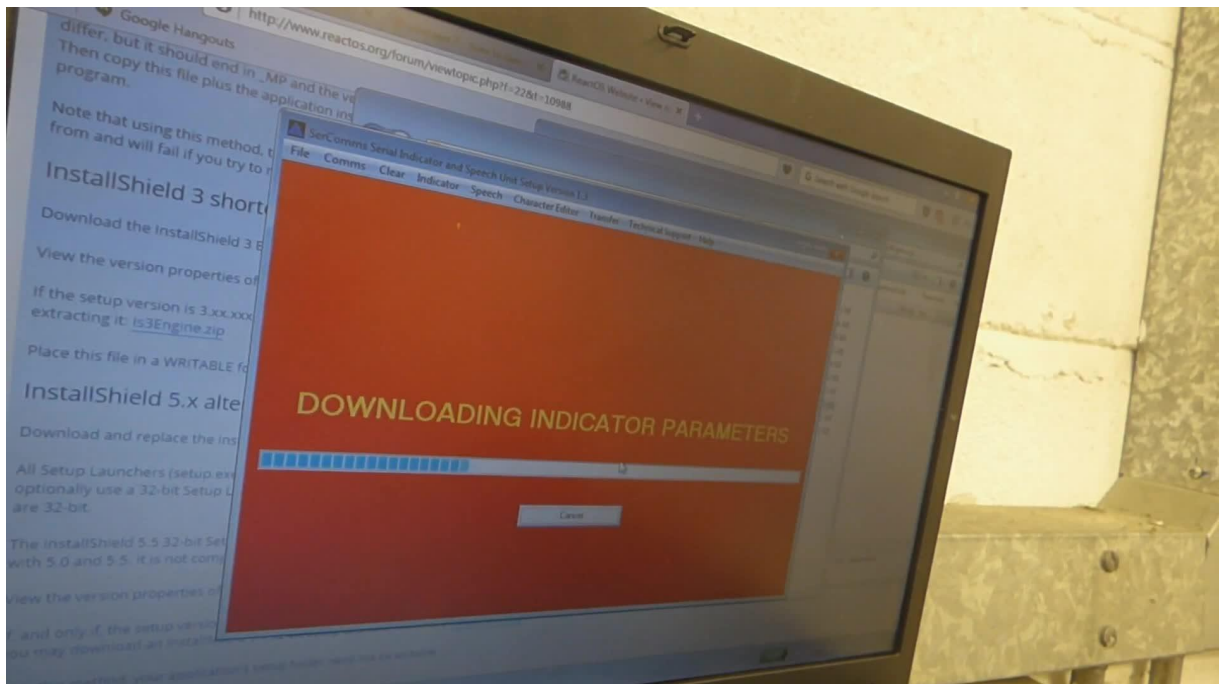
The base of the crane looked so easy. The fence around it was open. Everything looked good. Looking up at the crane it seemed well lit which was a problem as we could get spotted by someone. We thought that this is a risk worth taking. What we didn't notice was the crane protection. There is a fence around the crane about a quarter of the way up. We climbed the crane until we reached this part where the fence is and on the ladders there is a locked hatch. We can not get up the crane. This is so disappointing.



LIFT REPROGRAMMING!



Time to get the laptop and serial cable out to do some lift reprogramming. The best thing about ILE is that you can add custom characters to the indicator. I don't know of any other system that lets you do this. With ecodiscs you get all of the ascii characters to choose from but some of the obscure ones don't work. Sadly with ecodiscs you can only set one voice message per floor when ILE lets you set three voice messages.





Custom character on an ILE display. ILE lets you set the individual LEDs. The problem is the software is very buggy and keeps crashing and it takes several attempts to load it to the lift.


For these characters you need to know ascii codes. On the digit displays, such as the one in the cabinet, these characters show as “_” as it can’t display them.




Ecodiscs can have digit displays as well as normal displays as well as the updated normal display. The characters are set in the logic either using simple mode or ascii mode. The LCE logic only uses a digit display so you need to know ascii codes to know which characters you are setting for the more complex characters. It lets you set three characters per floor, but only the updated display will show the 3rd character

After testing a load of characters, the most interesting ones don’t work. Sadly there is no smiley face and everything I tried above 127 didn’t work.






PIZZA ON TOP AN ECODISC ADVENTURE!!



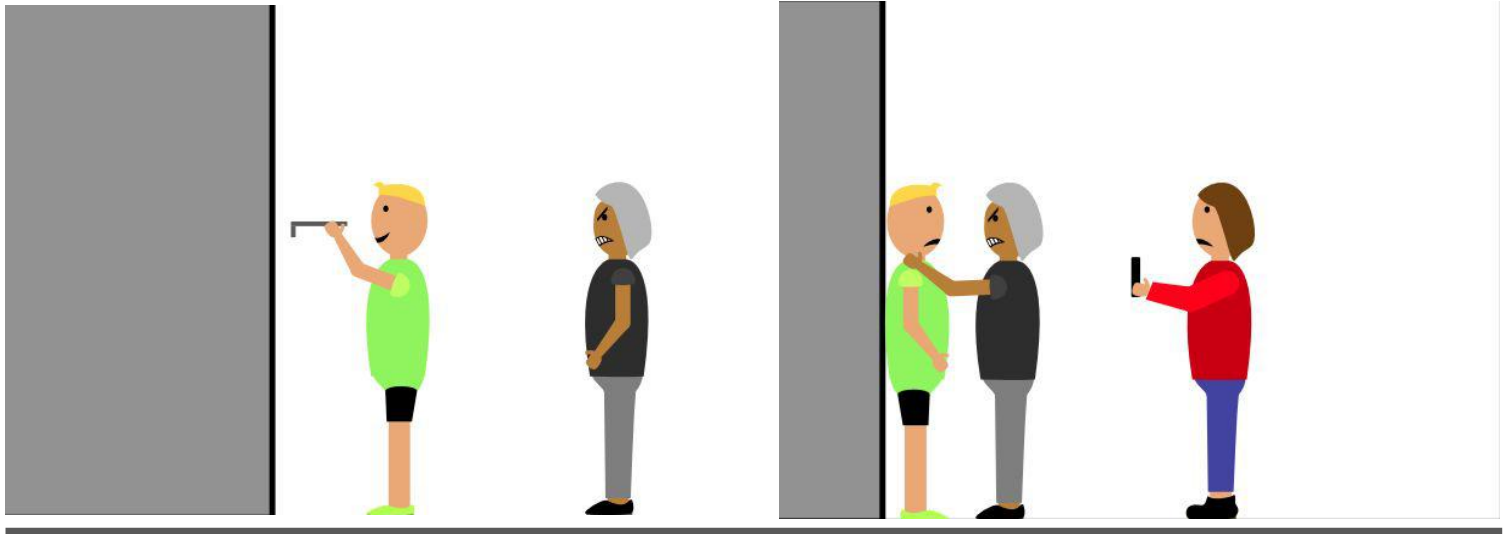
The best place to have pizza is of course on top a lift. If you are quiet nobody knows you are there. Leave the lift in normal and you go up and down as people use the lift while you relax on top having some pizza!





GETTING IN TROUBLE WITH EXPRESSWOLF



On this lift adventure me and ExpressWolf had problems with angry people 5 times. We must have been very unlucky this day. I usually never have problems from anyone on lift adventures. On one time an angry guy saw me using my drop key and went mental. He grabbed me, which is assault. He was very aggressive, and it took us a few minutes to get him to let go and leave us alone. This was very scary.

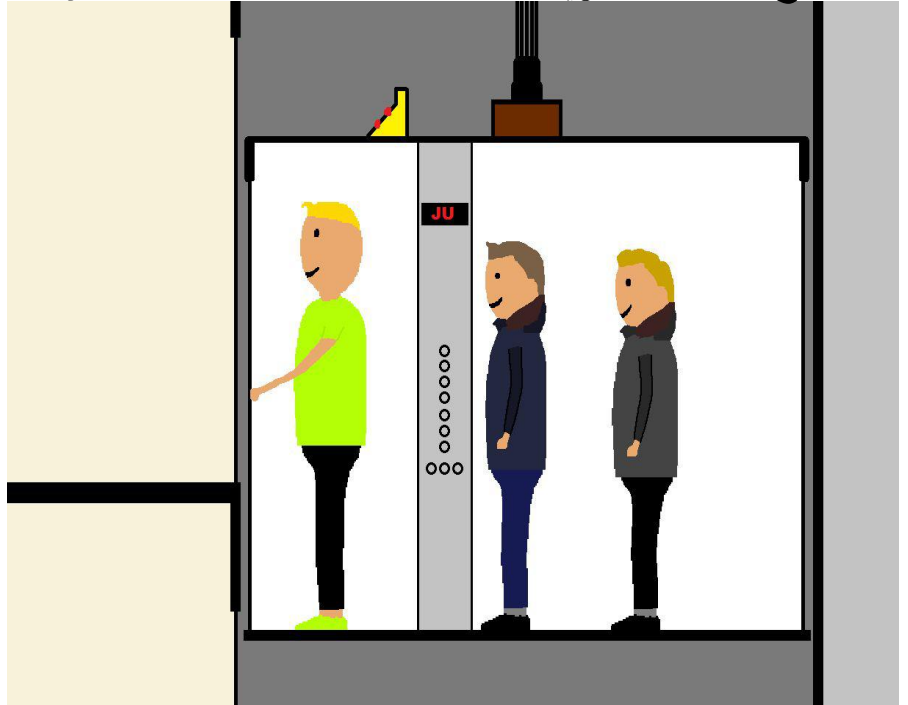


We had so many problems from people. Security at a tower came running down the stairs looking at every floor to get us and through us out. We also had the police search us just because we were looking over a fence at an abandoned building. Also a policeman caught us getting off the top of a lift, but he looked so shocked and confused he didn't say anything! And we also had security come running after us after a waved my drop key at a camera as a joke (pictured below) the concierge was supposed to have gone home at this time). By the way, this was the day after the Westminster attack. I feel that we should not allow attacks like this stop us from doing what we love. By everyone getting paranoid all the time does not help and is effectively doing what the terrorists want.



3RD TRIP TO HAMBURG

I return to Hamburg a 3rd time to see my friend LiftSurfingGermany. As always we have loads of fun messing around with lifts.



We jump in a 2 m/s ThyssenKrupp while it is going up and we safety break it. We go flying upwards! It is so fun! In this picture LiftSurfer managed to get some distance, but LiftSurfingGermany managed to get the high. The black blob at the top of the image is his shoe as he flies upwards to the ceiling of the lift!

Surfing ultra risky lifts is so fun. It is scary and there is so much adrenaline knowing that you could get caught at any moment. When it is a glass lift anyone that happens to be passing will see you and in Germany most people will get involved if they see you doing something you are not supposed to.



ADVENTURE IN TOULOUSE IN FRANCE

CHEAP FLIGHT ADVENTURE TO TOULOUSE




I love going to new places and since I started doing cheap flight adventures in December 2015 I hadn't been to France for a while. I completely forgot how awesome french VAL metros are, and how the french decorate their public transport systems in an artistic way.



Toulouse is similar to Lille with its old vintage parts along side really nice modern parts. I had forgotten what a nice place france is (apart from Calais).

The VAL is my favourite automated metro system. It is so efficient and awesome!



There is nothing quite like the VAL. There are no staff about to be seen on the system. It is the ultimate in automation.



Nice old inspection control.
I have never seen one lift
this.

Otis 2000 with a massive
heavy duty chassis. It is
unusual for Otis 2000s to
be built this well.

Very nice old lift. It
has been modernized
by Kone but it still has
character and is still
interesting to surf,
especially with it's
really old lift shaft.

SECRET FLOOR AT TOULOUSE HOSPITAL



Look at this secret floor. This is exactly the sort of secret area that I love. These lifts are on a hillside next to the hospital. They go from the car park up to the hospital on top the hill. Half way up is a unused floor. I could surf to the floor but it is very busy so I safety brokek my way there.

Here I am at the secret floor. There is absolutely nothing here. It is so weird. It is just a platform halfway up the shaft. There are no call buttons on this floor so if I let the lift go I would be trapped here.




LIFT ADVENTURES WITH DEAN



One of the best things about my lift filming hobby is making new friends with the same interest. In the last month I had met Dean several times and we have surfed loads of really good lifts. We even did a random lift adventure which was really fun.



We have had a lot of fun. We managed to get to loads of secret floors, surfed loads of lifts and got in loads of motor rooms.



This block has a lift shaft that was added to the building later. There weird thing about it is the massive windows in the motor room. The motor room has more windows than anywhere else. This has been done for the effect of what the building looks like on the outside.



From inside the motor room it looks really nice with all the windows. I could live in this motor room. It could easily make a posh apartment.

And at this point it all goes terribly wrong as Adam stupidly steps on the motor room hatch and it comes crashing down. If he hadn't have been holding onto the handrail he would have broken his legs. Whoops!



TOWERS WITH SPIRALS

These 1960s council tower blocks in Bethnal Green have spiral staircases. This is so weird. It looks so out of place. Such unusual architecture.




From these views you would not think that this is a 1960s brutalist concrete tower block.



INTO THE BOILER ROOM AT BROWFIELD ESTATE

This boiler room looks like a viewing area with its massive windows.
I finally managed to sneak my way into it.



ADVENTURE IN BERLIN



There are many weird bits to the U bahn. The system seems rather disjointed in places. This is due to the Berlin wall.

The S bahn was OK. Nothing really stood out about it compared to the U bahn which is full of character



The U bahn has some awesome old trains.

Looking down from the S bahn platforms at Berlin HBF down to the ICE platforms. There are loads of circular lifts.




ABANDONED BUILDING IN HAMBURG



This massive office building is completely abandoned. It is so weird that a building of this size can be in this state. It is very easy to get in.

The restaurant area of the building is ever so creepy.



We got in the motor room.
One of the lifts is still original

This lift in Hamburg was interesting. It has capacitive buttons. It is located in an office building and surfing this lift was very risky.



From on top, despite having a chassis, it seemed a bit flimsy. It had a zeta motor and it did not level intelligently.

This lift refused to move on inspection, just to add to the level of risk of this lift surf!



WAFFAIN'S PAGE

Hi, I'm waffain, I have an interest in lifts, planes and many other things.

Last month something stupid happened. I sprained my ankle and couldn't walk the stairs so I had to pick the school lift lock to ride it. While I was riding the lift in my school, the janitor caught me and he wasn't in a good mood, so I got in big trouble by the school principal and him. They told me I was not allowed in the lift and if I ever rode the lift again I would be in even bigger trouble. So I decided to safety break the lift when the janitor or any other cunt got into the lift. But I can't safety break the lift from outside as there is an interlock for the landing door. So I decided to use my drop key to open the shaft door. BUT THE LIFT DOES NOT TAKE DROP KEY or perhaps it has a lock that goes in the drop keyhole to prevent me from opening the shaft door.



NOOO I CANT OPEN THE SHAFT DOOR but I can probably drill the lock with the drill from my tech class but that will get me into even bigger trouble.

Earlier this month I went to a hotel with a lift that takes a u key. I thought drop keys were the north american standard. But I was wrong. So after spending 20 usd on a drop key I still couldn't open 2 lift doors I wanted to open.



My school lift on the first floor



GODAMMIT UKEY
DOOR looks like I
wasted money on my
drop key

Anyways, complaints aside I am going to find ways to open lift doors without keys. I have found some lifts which I think I can open the doors with a string but because of school I don't have enough time to try it out during this issue.



Interlock of a lift I found looks like you can tie a string around it when the door is open and pull it down once the lift is moving to unlock the lift door

If you want to see if the tests were successful stay tuned on my section on the next month's magazine

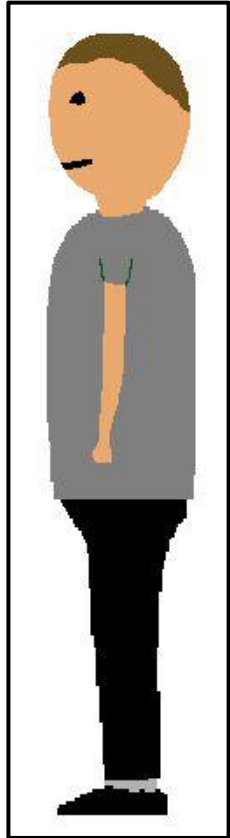
TO BE CONTINUED...

DEAN'S PAGE


Hi I'm Dean and I love trains and lifts. I love network southeast and london underground.

I'm a fan of old tube maps but i think old buses are the best vs new buses but there crap boris bus is a routemaster the old routemaster are the best but i think beno is the best youtuber ever i think i what to say my favourite lift is express and the worst is the 21st century lift it the worst it slow and unreliable

I was on a lift but i think it was the worst because it was unreliable it got broke and got modernise to 21st century lift But this week was the best because i was on top of 14 lift 21 motor room but it the best because you can move the lift and hear the motor better but i think beno is a excellent youtuber but he love lift and he the best in my opinion people think he a good guy and a fantastic guy but he the best and love lift and he what in motor room but this weekend is going to be nice i'm going on a ecodisc. I was with ben in bethnal green we went on a rare lift and we had a good time i was with Ben and Adam we what on lots of lift i enjoy it but I love going on top of the lift but i got oil on my hands it was bad i love a lift that me and Ben and Adam were on a really really bouncy lift it was funny.



ccityplanner12's page



Since last month's publication, I have been to:

- Dorking
- Leatherhead
- Epsom
- Sutton
- Coventry
- Nuneaton
- Nottingham
- Newark-upon-Trent

In the Ashley Centre there are 5 lifts. The 3 scenic lifts have been modernised into shit generics, but the 2 other lifts are original 1970s Otis's. They have a lightswitch inside so you can get a spooky ride in the dark. A council multi-story in Epsom has Express lifts with a VF mod. The generic company that did this replaced the inside buttons, but not the door close button. I was disappointed to find that my train to Sutton was a 377 not a 319. That was the only line in London where you were guaranteed to get 319s. In the West Orchards shopping centre in Coventry I just randomly ran into Beno & went to surf some lifts.

The best lifts this month were:


- Original 1970s Otis in the Ashley Centre in Epsom
- Original 1970s Furse in Marks & Spencer in Coventry
- 1980s Schindler in Coventry

The worst lifts were:

- A falling-apart gen2 in Lidl in Leatherhead
- The Express lifts in the Gibson Road car park in Sutton have been horribly modernised by Pickerings
- Excelsior lifts in the Precinct in Coventry (they are the main lifts of the centre & they are flatpacks)

I have managed to narrow down the buses down to 2 buses. Beno told me the gearbox was ZF & I have found this gearbox on SN55HKX LG02FGE (all I have to do is get on one of them with my camera & film it!).

Rafe's Page



Hi im rafe the trainspotter i travel by trains and buses i film trains and i am the best train enthusiast i know what type of train where they go and transpennine express new trains the class 800 is a electro diesel the pantograph goes up to the overhead wire if there's not overhead wire the diesel start up and the caf city made in spain the first class has a tv in first in standard class has wifi and first class and they go 125 the class 800 on diesel mode goes 100 miles pure our the class 185 passing by and there's new ticket machine and new help point with a screen

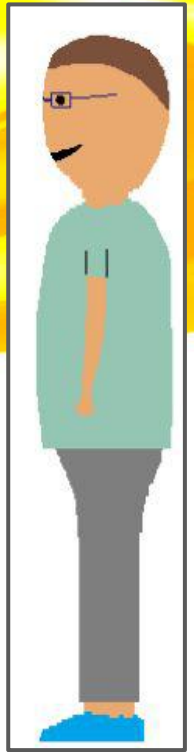


ERIK TOGA'S PAGE


On March 1 the lights at my school were flickering on and of it was creepy we heard loud screaming and these weird noises inside like squeaks, books were falling out of the book shelves the doors slammed shut the sky was getting cloudy, people say my school is haunted and I believe it because it use to be a hospital, the basement is a boiler room but was abandoned there was noise that did not sound like water, there is a sign that said DO NOT ENTER. Also I saw this weird door frame that has been blocked completely everytime I pass by it I hear banging, the fire alarms keep going of at my school but none of the smoke detectors were triggered and the pull stations, none of them were pulled I know this because my principal told me that the fire alarm panel said fire!!!, One week later Honeywell came to check the system and it was OK and nothing was triggered he dared to go to the basement and I heard a scream then the person slammed the door shut and ran up the stairs.

Luke's Page

This month I have been trying to find out who has been throwing shopping trolleys in the rivers and telling on them! :P :)



Police Chavwatch
Gold Award
April 2017





Yay!!! I have earned a police
chavwatch GOLD award :)



Please
subscribe to
naughty lift
fun







THE END